

2015-2016 District-Wide Survey Feedback

School: Howe, Julia W.

This feedback is from parents/guardians, students, and teachers who took the 2015-2016 District-Wide Surveys. The surveys included questions on five topics related to school success: **Climate, Instruction, Leadership, Professional Capacity, and Parent/Guardian-Community Ties.**

How many people took the surveys?

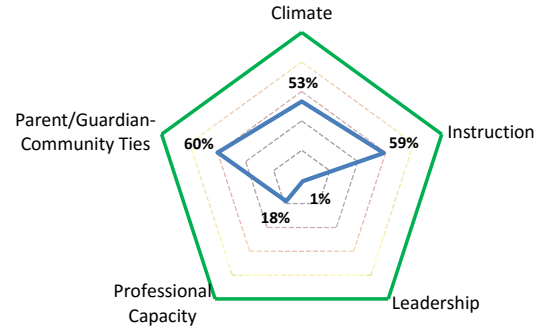
% of students at your school who took the survey	90%
% of parents/guardians at your school who took the survey	17%
% of teachers at your school who took the survey	89%

How positive was the feedback for each topic?

Survey	Climate	Instruction	Leadership	Professional Capacity	Parent/Guardian-Community Ties
Student	51%	53%	--	--	--
Parent	83%	54%	--	--	60%
Teacher	26%	69%	1%	18%	-
OVERALL	53%	59%	1%	18%	60%

How positive was the feedback overall?

The five angles on the pentagon represent the five topics on the surveys. The closer the blue score line is to the outer green line, the higher the overall score in the topic represented at that angle.



What did people say on the survey? (Comments appear as written)

Student

i wish the kids could stop acting crazy and we could have good lunch every day

Parent

I believe that it is important to present to the parents at the beginning of the school year, academic expectations (what the student will be learning - the curriculum- for their grade level). As a parent, I cannot gauge my child's progress in comparison to what has to be learned by the end of the school year if I don't have any information to track his progress...

Teacher

There is a major discipline problem in our school and needs to be handled by administration. Major incidents occur daily and some are ignored and others are handled but there is no consistency...

What subtopics were included? How positive was the feedback for each subtopic?

Topic	CLIMATE								
	Belonging	Bullying	Safety/Building Condition	Student-centered Learning Climate	Respect	Classroom-level Challenges	School-level Challenges	External Challenges	
Student	45%	71%	37%	--	--	--	--	--	
Parent	--	83%	83%	--	--	--	--	--	
Teacher	--	42%	--	15%	45%	16%	25%	11%	

Topic	INSTRUCTION		LEADERSHIP		PROFESSIONAL CAPACITY			PARENT/GUARDIAN-COMMUNITY TIES	
	Evaluation of Teaching & Learning	Student Engagement	Expectations & Feedback	Inclusive Leadership	Innovation	PD quality	PD Consistency	Communication Quality	Parent/Guardian School Relationship
Student	53%	--	--	--	--	--	--	--	--
Parent	54%	--	--	--	--	--	--	66%	54%
Teacher	92%	46%	1%	1%	22%	10%	21%	--	--

What do the colored dots mean?

Indicator	●	●	●	●	--	No Score
Percentage Positive Responses	0%-24.9%	25%-49.9%	50%-74.9%	75%-100%	Not measured	Not enough responses to score

The colored dots indicate the extent of the most positive feedback provided for each topic and subtopic (e.g. "strongly agree"). Black dots correspond to the lowest quartile (less positive feedback) and green dots the highest (more positive feedback). Dashes mean we did not ask a group about a given topic. Indicators can be used to easily identify a school's relative strengths and areas most in need of support.

Do you want to know more?

To view all of your school's questions and feedback, visit the The School District of Philadelphia Office of Research and Evaluation survey website:
<http://schoolsurveys.philasd.org>

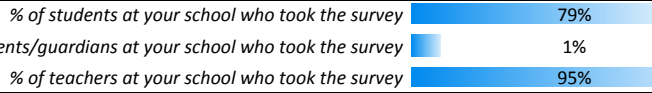


2014-2015 District-Wide Survey Feedback

School: Howe, Julia W.

This feedback is from parents/guardians, students, and teachers who took the 2014-2015 District-Wide Surveys. The surveys included questions on five topics related to school success: **Climate, Instruction, Leadership, Professional Capacity, and Parent/Guardian-Community Ties.**

How many people took the surveys?

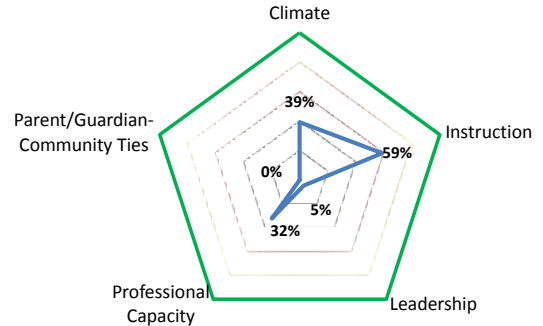


How positive was the feedback for each topic?

Survey	Climate	Instruction	Leadership	Professional Capacity	Parent/Guardian-Community Ties
Student	50%	52%	--	--	--
Parent	No Score	No Score	--	--	No Score
Teacher	28%	66%	5%	32%	-
OVERALL	39%	59%	5%	32%	No Score

How positive was the feedback overall?

The five angles on the pentagon represent the five topics on the surveys. The closer the blue score line is to the outer green line, the higher the overall score in the topic represented at that angle.



What did people say on the survey? (Comments appear as written)

Student

better food

Parent

DID NOT MEET REPORTING THRESHOLD

Teacher

Support for administration within the building. Teachers and administration need a consistent system of support and accountability.

What subtopics were included? How positive was the feedback for each subtopic?

Topic	CLIMATE								
	Belonging	Bullying	Safety/Building Condition	Student-centered Learning Climate	Respect	Classroom-level Challenges	School-level Challenges	External Challenges	
Student	39%	72%	39%	--	--	--	--	--	
Parent	--	No Score	No Score	--	--	--	--	--	
Teacher	--	48%	--	13%	49%	15%	32%	12%	

Topic	INSTRUCTION		LEADERSHIP		PROFESSIONAL CAPACITY			PARENT/GUARDIAN-COMMUNITY TIES	
	Evaluation of Teaching & Learning	Student Engagement	Expectations & Feedback	Inclusive Leadership	Innovation	PD quality	PD Consistency	Communication Quality	Parent/Guardian School Relationship
Student	52%	--	--	--	--	--	--	--	--
Parent	No Score	--	--	--	--	--	--	No Score	No Score
Teacher	87%	45%	9%	0%	39%	18%	40%	--	--

What do the colored dots mean?

Indicator	●	●	●	●	--	No Score
Percentage Positive Responses	0%-24.9%	25%-49.9%	50%-74.9%	75%-100%	Not measured	Not enough responses to score

The colored dots indicate the extent of the most positive feedback provided for each topic and subtopic (eg. "strongly agree"). Black dots correspond to the lowest quartile (less positive feedback) and green dots the highest (more positive feedback). Dashes mean we did not ask a group about a given topic. Indicators can be used to easily identify a school's relative strengths and areas most in need of support.

Do you want to know more?

To view all of your school's questions and feedback, visit the The School District of Philadelphia Office of Research and Evaluation survey website: <http://schoolsurveys.philasd.org>