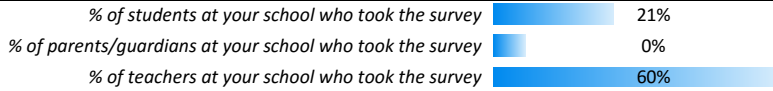


# 2015-2016 District-Wide Survey Feedback

## School: Crossroads Accelerated Academy

This feedback is from parents/guardians, students, and teachers who took the 2015-2016 District-Wide Surveys. The surveys included questions on five topics related to school success: **Climate, Instruction, Leadership, Professional Capacity, and Parent/Guardian-Community Ties.**

### How many people took the surveys?

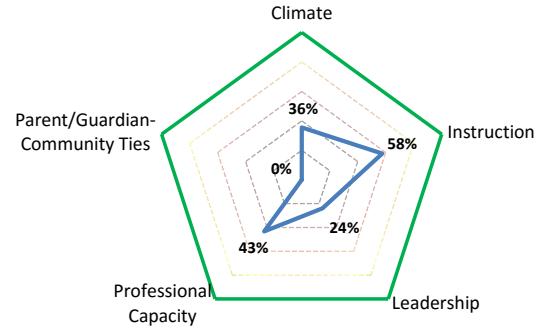


### How positive was the feedback for each topic?

Survey	Climate	Instruction	Leadership	Professional Capacity	Parent/Guardian-Community Ties
Student	No Score	No Score	--	--	--
Parent	No Score	No Score	--	--	No Score
Teacher	● 36%	● 58%	● 24%	● 43%	-
OVERALL	● 36%	● 58%	● 24%	● 43%	No Score

### How positive was the feedback overall?

The five angles on the pentagon represent the five topics on the surveys. The closer the blue score line is to the outer green line, the higher the overall score in the topic represented at that angle.



### What did people say on the survey? (Comments appear as written)

#### Student

DID NOT MEET REPORTING THRESHOLD

#### Parent

DID NOT MEET REPORTING THRESHOLD

#### Teacher

The RTII system needs to be much more clear. Especially in terms of training, but frankly the tools online are not easy to navigate. These cause concern and often many teachers don't use it, as it lack accessibility...

### What subtopics were included? How positive was the feedback for each subtopic?

Topic	CLIMATE								
	Belonging	Bullying	Safety/Building Condition	Student-centered Learning Climate	Respect	Classroom-level Challenges	School-level Challenges	External Challenges	
Student	No Score	No Score	No Score	--	--	--	--	--	
Parent	--	No Score	No Score	--	--	--	--	--	
Teacher	--	● 53%	--	● 30%	● 56%	● 24%	● 31%	● 20%	

Topic	INSTRUCTION		LEADERSHIP		PROFESSIONAL CAPACITY			PARENT/GUARDIAN-COMMUNITY TIES	
	Evaluation of Teaching & Learning	Student Engagement	Expectations & Feedback	Inclusive Leadership	Innovation	PD quality	PD Consistency	Communication Quality	Parent/Guardian School Relationship
Student	No Score	--	--	--	--	--	--	--	--
Parent	No Score	--	--	--	--	--	--	No Score	No Score
Teacher	● 78%	● 37%	● 28%	● 20%	● 52%	● 30%	● 48%	--	--

### What do the colored dots mean?

Indicator	●	●	●	●	--	No Score
Percentage Positive Responses	0%-24.9%	25%-49.9%	50%-74.9%	75%-100%	Not measured	Not enough responses to score

The colored dots indicate the extent of the most positive feedback provided for each topic and subtopic (e.g. "strongly agree"). Black dots correspond to the lowest quartile (less positive feedback) and green dots the highest (more positive feedback). Dashes mean we did not ask a group about a given topic. Indicators can be used to easily identify a school's relative strengths and areas most in need of support.

### Do you want to know more?

To view all of your school's questions and feedback, visit the The School District of Philadelphia Office of Research and Evaluation survey website:  
<http://schoolsurveys.philasd.org>

# 2014-2015 District-Wide Survey Feedback

## School: Crossroads Accelerated Academy

This feedback is from parents/guardians, students, and teachers who took the 2014-2015 District-Wide Surveys. The surveys included questions on five topics related to school success: **Climate, Instruction, Leadership, Professional Capacity, and Parent/Guardian-Community Ties.**

### How many people took the surveys?

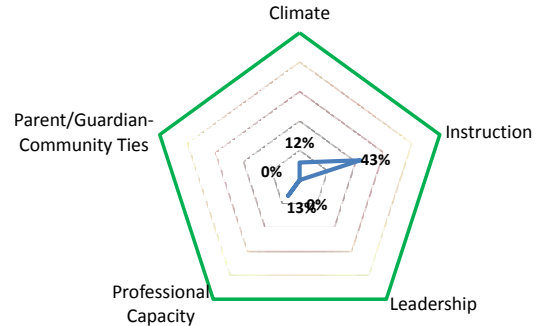
% of students at your school who took the survey	<div style="width: 46%;"></div> 46%
% of parents/guardians at your school who took the survey	<div style="width: 0%;"></div> 0%
% of teachers at your school who took the survey	<div style="width: 40%;"></div> 40%

### How positive was the feedback for each topic?

Survey	Climate	Instruction	Leadership	Professional Capacity	Parent/Guardian-Community Ties
Student	No Score	No Score	--	--	--
Parent	No Score	No Score	--	--	No Score
Teacher	● 12%	● 43%	● 0%	● 13%	-
OVERALL	● 12%	● 43%	● 0%	● 13%	No Score

### How positive was the feedback overall?

The five angles on the pentagon represent the five topics on the surveys. The closer the blue score line is to the outer green line, the higher the overall score in the topic represented at that angle.



### What did people say on the survey? (Comments appear as written)

#### Student

DID NOT MEET REPORTING THRESHOLD

#### Parent

DID NOT MEET REPORTING THRESHOLD

#### Teacher

RTI is not a priority for the principal of my school

### What subtopics were included? How positive was the feedback for each subtopic?

Topic	CLIMATE							
	Belonging	Bullying	Safety/Building Condition	Student-centered Learning Climate	Respect	Classroom-level Challenges	School-level Challenges	External Challenges
Student	No Score	No Score	No Score	--	--	--	--	--
Parent	--	No Score	No Score	--	--	--	--	--
Teacher	--	● 17%	--	● 15%	● 39%	● 0%	● 0%	● 0%

Topic	INSTRUCTION		LEADERSHIP		PROFESSIONAL CAPACITY			PARENT/GUARDIAN-COMMUNITY TIES	
	Evaluation of Teaching & Learning	Student Engagement	Expectations & Feedback	Inclusive Leadership	Innovation	PD quality	PD Consistency	Communication Quality	Parent/Guardian School Relationship
Student	No Score	--	--	--	--	--	--	--	--
Parent	No Score	--	--	--	--	--	--	No Score	No Score
Teacher	● 68%	● 19%	● 0%	● 0%	● 30%	● 0%	● 10%	--	--

### What do the colored dots mean?

Indicator	●	●	●	●	--	No Score
Percentage Positive Responses	0%-24.9%	25%-49.9%	50%-74.9%	75%-100%	Not measured	Not enough responses to score

The colored dots indicate the extent of the most positive feedback provided for each topic and subtopic (eg. "strongly agree"). Black dots correspond to the lowest quartile (less positive feedback) and green dots the highest (more positive feedback). Dashes mean we did not ask a group about a given topic. Indicators can be used to easily identify a school's relative strengths and areas most in need of support.

### Do you want to know more?

To view all of your school's questions and feedback, visit the The School District of Philadelphia Office of Research and Evaluation survey website:  
<http://schools-surveys.philasd.org>